

SRJ

Lightweight, easy-to-handle, and completely waterproof Miniature motorized actuator for 90 degrees rotation rotary valves

Can be submersed (IP68)

Uses special gaskets and O-rings, with double-sealed terminals.

Case and covers of lightweight, high-rigidity aluminum alloy

Open/close torque and limit switches

Limit switch open/close both 1a1b.

Torque switch open/close both 1a1b.

Combines worm and spur high-speed reduction ratio gears

Exd II BT4 pressure-resistant, explosion-proof configuration available (complies with IEC standard)

Simplified external wiring

32 terminal contacts, 3-G1 cable feed-in port.

ISO flanges

Both open and close stoppers included

Includes handle and automatic recovery select lever

Rich range of options

- Auxiliary contact (limit switch)
- Opening angle transmitter
- R/I converter
- Proportional controller
- Electronic controller



Electronic controller

Seitroller

Inputs the continuous DC signal from the adjuster or other system, compares it to valve angle (feedback potentiometer), and implements proportional control of valve. (Includes Seimitter functions.) Single-phase supply only.

Seimitter

Converts the valves opening angle signal (change in potentiometer resistance) to a continuous DC signal (4 to 20 mA DC), enabling remote monitoring angle.

SRJ Specifications					
Type	SRJ-010	SRJ-020	SRJ-060	SRJ-1	SRJ-2
Output torque (Nm)	125	250	600	1000	2000
Power source	AC100V/110V, 200V/220V 50/60Hz Single-phase AC200V/220V, AC400V/440V 50/60Hz Triple-phase				
Motor capacity (W)	40		100	200	
Travel time (50/60 Hz) (sec.)	Standard time	18/15	36/30	72/60	
	Setting at time of order	9/7.5	18/15	36/30	
Mass (kg)	13		18	40	
Rating (min.)	15				
Insulation	B				
Motor protection	Thermal protector				
Stopper	Mechanical (full-closure/opening positioning bolt type)				
Position limit switch	Full-closure/opening, torque switch: one each (1a1b non-voltage)				
Torque limit switch	Contact capacity: AC250V-2A (at induction load), Contact capacity: DC125V-0.4A				
Conduit connections	G1, 3 ports				
Enclosure	IP68				
Manual operation	Reserve (round handle switching lever type auto return)				
Handle revolutions (to 90°)	20.8		26	79.4	
Options	① Pressure-resistant, explosion-proof (ExII BT4): Except SRJ-1 and SRJ-2 ② 2Potentiometer (135 , 200 and 500) ③ Seimitter (R/I converter) ④ Intermediate valve opening output ⑤ Intermediate valve opening seimitter (Intermediate valve opening output, Seimitter R/I converter) ⑥ Seitroller (Power: single phase only)				

Actuator

New ELMY

New MICOM ELMY II

PMK-SRM

SRJ

LTKD

T-DYNAMO

TGA

TG-S

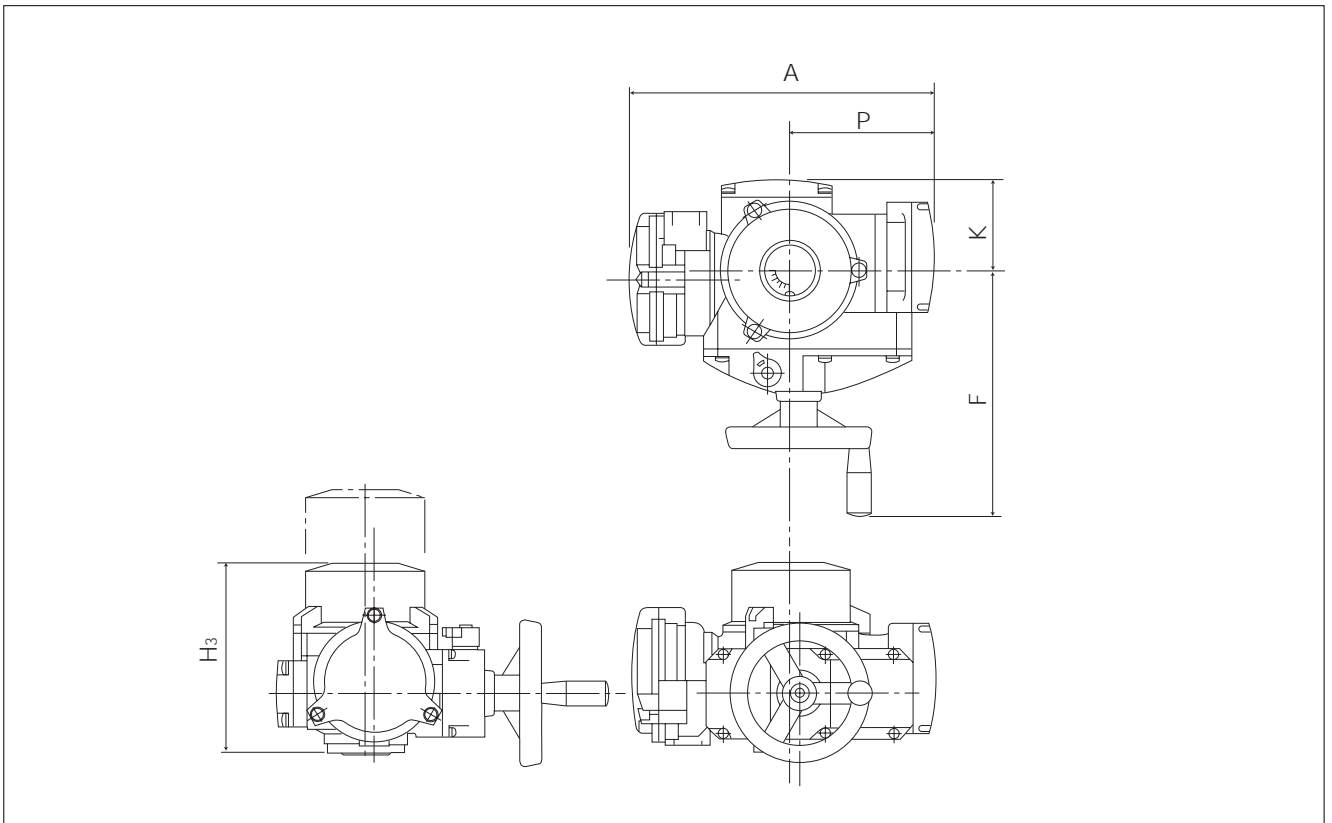
3C

Diaphragm

Hydraulic type

Manual type

SRJ Dimensions



SRJ Dimensions and Weight

Type	Dimensions (mm)					Approx. weight (kg)
	H ₃	A	P	F	K	
SRJ-010	218	353	167	286	104	13
SRJ-020	218	353	167	286	104	13
SRJ-060	235	393	191	330	130	18
SRJ-1	296	507	267	368	191	40
SRJ-2	296	507	267	368	191	40

- Actuator
- New ELMY
- New MICON ELMY II
- PMK-SRM
- SRJ
- LTKD
- T-DYNAMO
- TGA
- TG-S
- 3C
- Diaphragm
- Hydraulic type
- Manual type

SRJ Motor Rated Current

Type	Power source (V)	Frequency (Hz)	Single-phase motor		Three-phase motor	
			Starting current (A)	Rated current (A)	Starting current (A)	Rated current (A)
SRJ-010 SRJ-020	100	50	2.31	1.40	-	-
		60	2.34	1.44	-	-
	110	50	2.61	1.73	-	-
		60	2.59	1.50	-	-
	200	50	1.20	0.72	1.27	0.53
		60	1.19	0.78	1.19	0.45
	220	50	1.34	0.88	1.40	0.59
		60	1.33	0.80	1.28	0.48
	400	50	-	-	0.63	0.26
		60	-	-	0.58	0.22
	440	50	-	-	0.68	0.29
		60	-	-	0.63	0.23
SRJ-060	100	50	3.25	2.44	-	-
		60	3.38	2.48	-	-
	110	50	3.60	2.74	-	-
		60	3.71	2.50	-	-
	200	50	1.86	1.56	1.89	0.74
		60	1.82	1.13	1.77	0.67
	220	50	2.04	1.84	2.00	0.76
		60	2.01	1.27	1.92	0.67
	400	50	-	-	0.94	0.37
		60	-	-	0.90	0.34
	440	50	-	-	0.99	0.39
		60	-	-	0.97	0.34
SRJ-1 SRJ-2	100	50	9.33	4.98	-	-
		60	9.63	7.43	-	-
	110	50	10.27	5.15	-	-
		60	10.56	7.43	-	-
	200	50	4.34	2.18	4.57	1.10
		60	4.45	3.00	4.31	0.99
	220	50	4.87	2.28	5.07	1.06
		60	4.91	2.99	4.76	0.96
	400	50	-	-	2.35	0.53
		60	-	-	2.24	0.48
	440	50	-	-	2.48	0.52
		60	-	-	2.48	0.47

Actuator

- New ELMY
- New MICOM ELMY II
- PMK-SRM
- SRJ
- LTKD
- T-DYNAMO
- TGA
- TG-S
- 3C
- Diaphragm
- Hydraulic type
- Manual type

SRJ Wiring Diagram (Single-phase)

Terminal arrangement

Switch	Terminal No.	Degree of valve opening	
		Left limit	Right limit
RLS1	1 - 4	-----	-----
RLS2	5 - 6	-----	-----
LLS1	1 - 8	-----	-----
LLS2	9 - 10	-----	-----

13 - 14 : ON at right limit direction over-torque
 1 - 4 : OFF at right limit direction over-torque
 17 - 18 : ON at left limit direction over-torque
 1 - 8 : OFF at left limit direction over-torque
 31 - 32 : Heater power terminal

— : Contact ON - - - - : Contact OFF

Direction of rotation
 Single phase: Clockwise at R - (U), T - (X)
 Single phase: Counterclockwise at R - (V), T - (X)
 Direction of rotation refers to direction from the valve controller to the valve

Definition of codes

RLS1, RLS2 : Right directional rotation limit switch
 LLS1, LLS2 : Left directional rotation limit switch
 RTS1, RTS2 : Right directional rotation torque switch
 LTS1, LTS2 : Left directional rotation torque switch

M : Motor
 TH : Thermal protector
 H : Heater
 C : Condenser
 POT : Potentiometer (option)

SRJ Wiring Diagram (Single-phase 3-wire)

Terminal arrangement

Switch	Terminal No.	Degree of valve opening	
		Left limit	Right limit
RLS1	1 - 11	-----	-----
RLS2	5 - 6	-----	-----
LLS1	1 - 15	-----	-----
LLS2	9 - 10	-----	-----

13 - 14 : ON at right limit direction over-torque
 1 - 11 : OFF at right limit direction over-torque
 17 - 18 : ON at left limit direction over-torque
 1 - 15 : OFF at left limit direction over-torque
 31 - 32 : Heater power terminal
 27,28,29 : Potentiometer terminal

— : Contact ON - - - - : Contact OFF

Direction of rotation
 Single phase: Clockwise at R - 1, T - 11
 Single phase: Counterclockwise at R - 1, T - 15
 Direction of rotation refers to direction from the valve controller to the valve

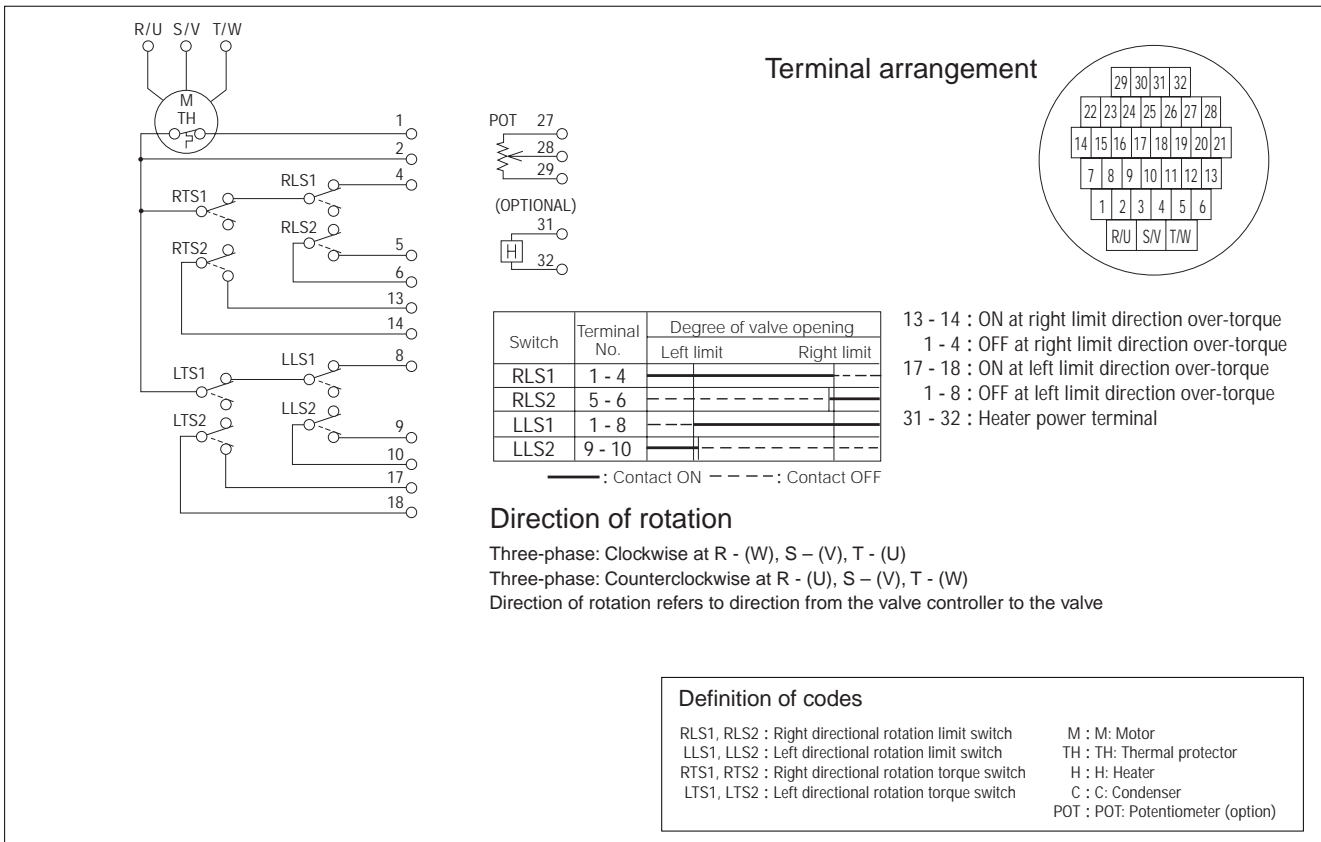
Definition of codes

RLS1, RLS2 : Right directional rotation limit switch
 LLS1, LLS2 : Left directional rotation limit switch
 RTS1, RTS2 : Right directional rotation torque switch
 LTS1, LTS2 : Left directional rotation torque switch

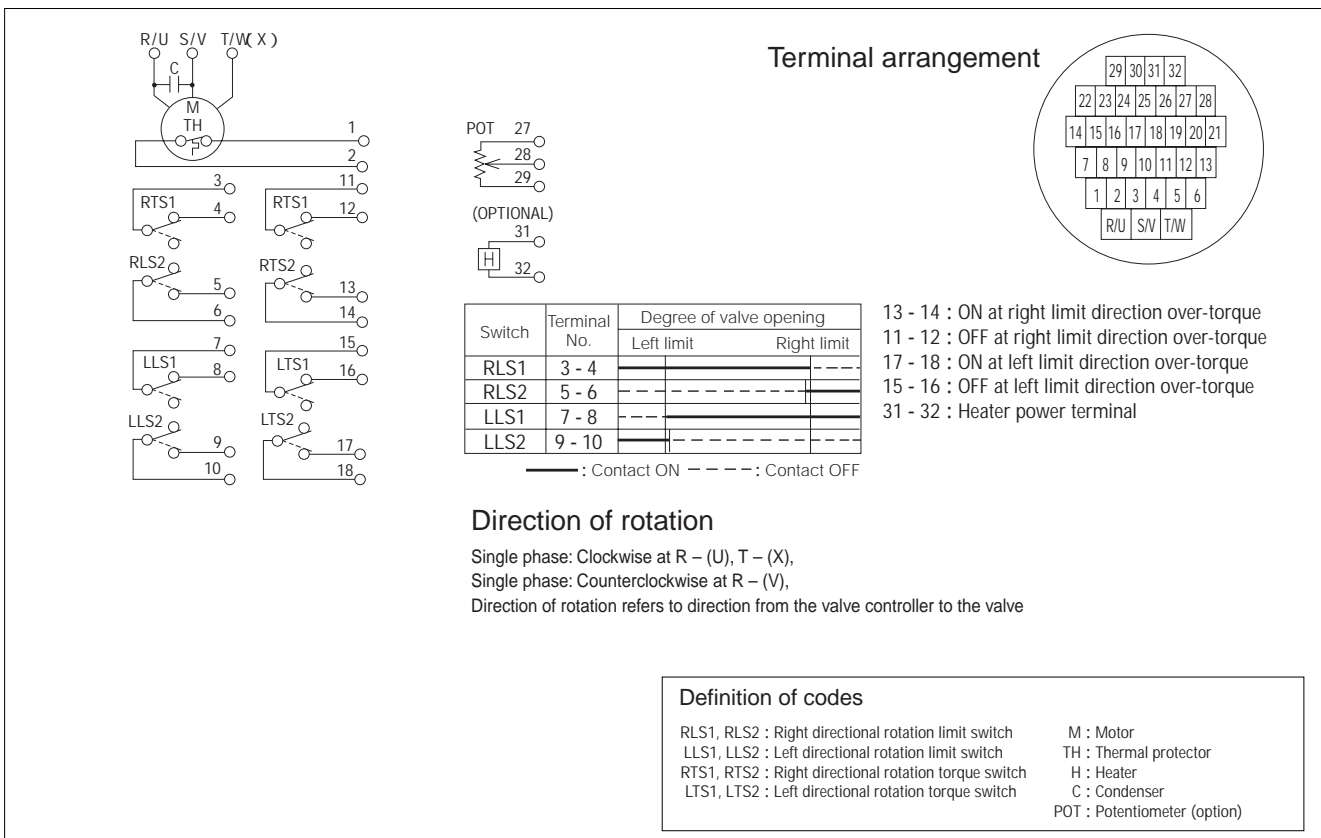
M : Motor
 TH : Thermal protector
 H : Heater
 C : Condenser
 POT : Potentiometer (option)

- Actuator
- New ELMY
- New MCOM ELMY II
- PMK-SRM
- SRJ
- LTKD
- T-DYNAMO
- TGA
- TG-S
- 3C
- Diaphragm
- Hydraulic type
- Manual type

SRJ Wiring Diagram (Three-phase)



SRJ Wiring Diagram (Single-phase All terminals independent contact)



Actuator

New ELMY

New MICON ELMY II

PMK-SRM

SRJ

LTKD

T-DYNAMO

TGA

TG-S

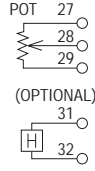
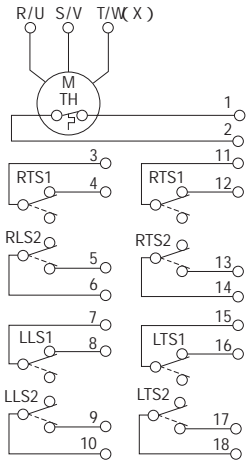
3C

Diaphragm

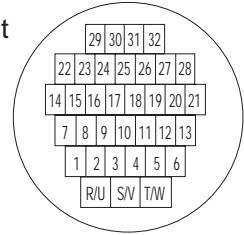
Hydraulic type

Manual type

SRJ Wiring Diagram (Three-phase, All terminals independent contact)



Terminal arrangement



Switch	Terminal No.	Degree of valve opening	
		Left limit	Right limit
RLS1	3 - 4	—————	-----
RLS2	5 - 6	-----	—————
LLS1	7 - 8	-----	—————
LLS2	9 - 10	-----	—————

13 - 14 : ON at right limit direction over-torque
 11 - 12 : OFF at right limit direction over-torque
 17 - 18 : ON at left limit direction over-torque
 15 - 16 : OFF at left limit direction over-torque
 31 - 32 : Heater power terminal

————— : Contact ON ----- : Contact OFF

Direction of rotation

Three-phase: Clockwise at R - (W), S - (V), T - (U)

Three-phase: Counterclockwise at R - (U), S - (V), T - (W)

Direction of rotation refers to direction from the valve controller to the valve

Definition of codes

RLS1, RLS2 : Right directional rotation limit switch
 LLS1, LLS2 : Left directional rotation limit switch
 RTS1, RTS2 : Right directional rotation torque switch
 LTS1, LTS2 : Left directional rotation torque switch
 M : Motor
 TH : Thermal protector
 H : Heater
 C : Condenser
 POT : Potentiometer (option)

Actuator

New ELMY

New MICOM ELMY II

PMK-SRM

SRJ

LTKD

T-DYNAMO

TGA

TG-S

3C

Diaphragm

Hydraulic type

Manual type

SRJ Selection Chart

700 Series

Nominal size	mm	40	50	65	80	100	125	150	200	250	300	350	400	450	
	inch	1 1/2	2	2 1/2	3	4	5	6	8	10	12	14	16	18	
700G		SRJ-010				SRJ-020		SRJ-060			SRJ-1	SRJ-2			
773Z		SRJ-010					SRJ-020		SRJ-060						
763Z		SRJ-010					SRJ-020		SRJ-060						
704G / 722F		SRJ-010				SRJ-020		SRJ-060			SRJ-1	SRJ-2			
700S / 720F		SRJ-010				SRJ-020		SRJ-060			SRJ-1	SRJ-2			
732X												SRJ-2			
731P		SRJ-010				SRJ-020		SRJ-060		SRJ-1					
732P		SRJ-010				SRJ-020		SRJ-060		SRJ-1					

500 Series

Nominal size	mm	40	50	65	80	100	125	150	200	250	300	350	400	450
	inch	1 1/2	2	2 1/2	3	4	5	6	8	10	12	14	16	18
508V			SRJ-010		SRJ-010			SRJ-020	SRJ-060		SRJ-1	SRJ-2		
507V			SRJ-010		SRJ-010			SRJ-020		SRJ-060				

300 Series

口径	mm	40	50	65	80	100	125	150	200	250	300	350	400	Nominal size	
	inch	1 1/2	2	2 1/2	3	4	5	6	8	10	12	14	16		
302Y	T _L	SRJ-010				SRJ-020		SRJ-060		SRJ-1	SRJ-2				T _L
	T _H	SRJ-010			SRJ-020			SRJ-060		SRJ-2					T _H
302A	T10				SRJ-010		SRJ-020		SRJ-060		SRJ-1	SRJ-2			Category A
	T20				SRJ-010	SRJ-020		SRJ-060		SRJ-1	SRJ-2				Category B
304Y	T10	SRJ-010					SRJ-020		SRJ-060					T10	
	T20	SRJ-010				SRJ-020			SRJ-060					T20	
304A	T10				SRJ-010		SRJ-020		SRJ-060		SRJ-2				Category A
	T20				SRJ-010		SRJ-020		SRJ-060		SRJ-2				Category B
					SRJ-010		SRJ-020		SRJ-060						Category C

Actuator

New ELMY

New MICOM ELMY II

PMK-SRM

SRJ

LTKD

T-DYNAMO

TGA

TG-S

3C

Diaphragm

Hydraulic type

Manual type